


VX5 HIGH VOLTAGE DC CAPACITORS



METALLIZED POLYESTER FILMS. TAPE WRAP AND EPOXY FILL CASE.
CUSTOM DESIGN AVAILABLE.

VOICE : +82-31-429-6379
FAX : +82-31-429-9127
E-MAIL : info@3RLab.com
UPDATE : 2021-10-14



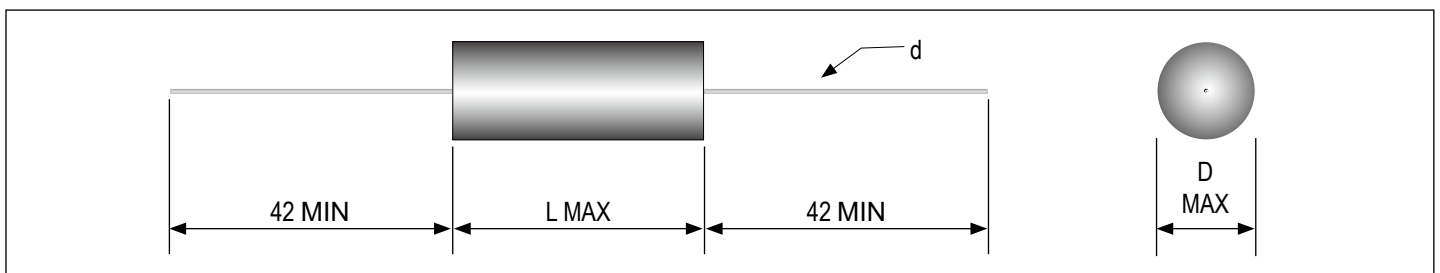
MAIN CHARACTERISTICS:

- NON-INDUCTIVE WOUND METALLIZED POLYESTER FILM
- TAPE WRAP CASE
- EPOXY RESIN FILL

MAIN APPLICATIONS:

- GENERAL HIGH VOLTAGE POWER SUPPLY
- HIGH VOLTAGE PULSE SYSTEMS
- ENERGY CONVERSION AND CONTROL IN HV POWER SEMICONDUCTOR CIRCUITS
- TRADITIONAL COCKCROFT-WALTON HV CIRCUITS

DIEMENSION



VX5 HIGH VOLTAGE DC CAPACITORS

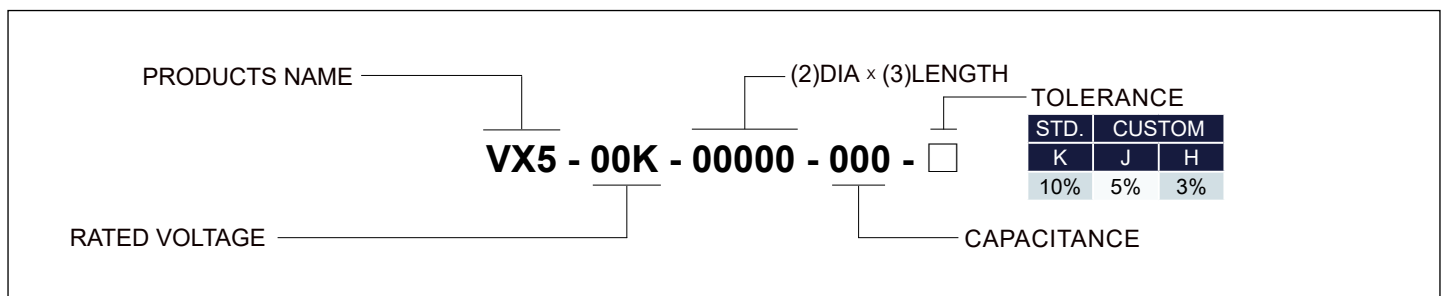


METALLIZED POLYESTER FILMS. TAPE WRAP AND EPOXY FILL CASE.
CUSTOM DESIGN AVAILABLE.

VOICE : +82-31-429-6379
FAX : +82-31-429-9127
E-MAIL : info@3RLab.com
UPDATE : 2021-10-14

DC VOLTAGE RANGE	2000~30000V
CAPACITANCE RANGE	UP TO 1 μ F
CAPACITANCE TOLERANCE (AT +25°C)	STANDARD: \pm 10%. CUSTOM: \pm 3%, \pm 5%
SERIES RESISTANCE	< 4.5 m Ω
MAXIMUM VOLTAGE RATE OF RISE(dV/dT)	\leq 1000V/ μ S
TERMINALS	TINNED COPPER WIRE
VOLTAGE TEST	RATED VOLTAGE X 1.5 TIMES FOR 10 SECS
WORKING TEMPERATURE	-55 / +85 °C
STORAGE TEMPERATURE	-55 / +85 °C
CYLINDRICAL CASE AND FILLING	FLAME RETARDANT EPOXY RESIN FILL AND TAPE WRAP
PROTECTIVE MECHANISM	SELF HEALING
LIFE EXPECTANCY	100,000 HOURS TYP.
SOLDERING HEAT TEST	TEMPERATURE = 260 \pm 5°C FOR 10SECS
DISSIPATION FACTOR	DF VALUE \leq 1 % , MEASURED AT 25 \pm 5°C, 1 kHz

ORDERING INFORMATION



ALL OF SPECIFICATIONS SUBJECT TO CHANGE WITHOUT PRENOTICE.

VX5 HIGH VOLTAGE DC CAPACITORS



METALLIZED POLYESTER FILMS. TAPE WRAP AND EPOXY FILL CASE.
CUSTOM DESIGN AVAILABLE.

VOICE : +82-31-429-6379
FAX : +82-31-429-9127
E-MAIL : info@3RLab.com
UPDATE : 2021-10-14

2000VDC, RATED VOLTAGE

VOLTAGE AT +85°C		CAP ⁽³⁾	DIMENSIONS[mm]			LEAD	CURRENT	ORDERING CODE
VDC [V]	V-PEAK ⁽¹⁾ [V]	μF	D MAX	L	d	AWG	I-PEAK ⁽²⁾ [A]	
2000	2800	0.001	10	33	0.8	20	0.1	VX5-02K-10033-102-K
2000	2800	0.0015	10	33	0.8	20	0.2	VX5-02K-10033-152-K
2000	2800	0.0022	10	33	0.8	20	0.2	VX5-02K-10033-222-K
2000	2800	0.0033	10	33	0.8	20	0.4	VX5-02K-10033-332-K
2000	2800	0.0047	10	33	0.8	20	0.5	VX5-02K-10033-472-K
2000	2800	0.0068	10	33	0.8	20	0.7	VX5-02K-10033-682-K
2000	2800	0.01	10	33	0.8	20	1.1	VX5-02K-10033-103-K
2000	2800	0.015	12	33	0.8	20	1.7	VX5-02K-12033-153-K
2000	2800	0.022	13	33	0.8	20	2.4	VX5-02K-13033-223-K
2000	2800	0.033	15	33	0.8	20	3.6	VX5-02K-15033-333-K
2000	2800	0.047	19	33	0.8	20	5.2	VX5-02K-19033-473-K
2000	2800	0.068	15	49	0.8	20	2.3	VX5-02K-15049-683-K
2000	2800	0.1	16	49	0.8	20	3.3	VX5-02K-16049-104-K
2000	2800	0.15	20	49	0.8	20	5.0	VX5-02K-20049-154-K
2000	2800	0.22	23	49	0.8	20	7.3	VX5-02K-23049-224-K
2000	2800	0.33	25	49	0.8	20	11.0	VX5-02K-25049-334-K
2000	2800	0.47	32	49	0.8	20	15.6	VX5-02K-32049-474-K
2000	2800	0.68	38	49	0.8	20	22.6	VX5-02K-38049-684-K
2000	2800	1	46	49	0.8	20	33.0	VX5-02K-46049-105-K

**CAPACITANCE AND THREADS TERMINAL AVAILABLE AS CUSTOM.

(1) NON-REPETITIVE PEAK VOLTAGE LESS THAN 00μS TYP.

(2) NON-REPETITIVE PEAK CURRENT LESS THAN 00μS TYP.

(3) MEASURED AT 1kHz ±20Hz AT 25°C



VX5 HIGH VOLTAGE DC CAPACITORS



METALLIZED POLYESTER FILMS. TAPE WRAP AND EPOXY FILL CASE.
CUSTOM DESIGN AVAILABLE.

VOICE : +82-31-429-6379
FAX : +82-31-429-9127
E-MAIL : info@3RLab.com
UPDATE : 2021-10-14

4000VDC, RATED VOLTAGE

VOLTAGE AT +85°C		CAP ⁽³⁾	DIMENSIONS[mm]			LEAD	CURRENT	ORDERING CODE
VDC [V]	V-PEAK ⁽¹⁾ [V]	μF	D MAX	L	d	AWG	I-PEAK ⁽²⁾ [A]	
4000	5600	0.001	10	33	0.8	20	0.2	VX5-04K-10033-102-K
4000	5600	0.0015	10	33	0.8	20	0.3	VX5-04K-10033-152-K
4000	5600	0.0022	10	33	0.8	20	0.5	VX5-04K-10033-222-K
4000	5600	0.0033	11	33	0.8	20	0.7	VX5-04K-11033-332-K
4000	5600	0.0047	12	33	0.8	20	1.0	VX5-04K-12033-472-K
4000	5600	0.0068	13	33	0.8	20	1.5	VX5-04K-13033-682-K
4000	5600	0.01	14	33	0.8	20	2.2	VX5-04K-14033-103-K
4000	5600	0.015	15	33	0.8	20	3.3	VX5-04K-15033-153-K
4000	5600	0.022	13	47	0.8	20	1.5	VX5-04K-13047-223-K
4000	5600	0.033	14	47	0.8	20	2.2	VX5-04K-14047-333-K
4000	5600	0.047	17	47	0.8	20	3.1	VX5-04K-17047-473-K
4000	5600	0.068	20	47	0.8	20	4.5	VX5-04K-20047-683-K
4000	5600	0.1	24	47	0.8	20	6.6	VX5-04K-24047-104-K
4000	5600	0.15	28	47	0.8	20	10.0	VX5-04K-28047-154-K
4000	5600	0.22	33	47	0.8	20	14.6	VX5-04K-33047-224-K
4000	5600	0.33	38	47	0.8	20	21.9	VX5-04K-38047-334-K
4000	5600	0.47	42	47	0.8	20	31.2	VX5-04K-42047-474-K

**CAPACITANCE AND THREADS TERMINAL AVAILABLE AS CUSTOM.

- (1) NON-REPETITIVE PEAK VOLTAGE LESS THAN 00μS TYP.
- (2) NON-REPETITIVE PEAK CURRENT LESS THAN 00μS TYP.
- (3) MEASURED AT 1kHz ±20Hz AT 25°C



VX5 HIGH VOLTAGE DC CAPACITORS



METALLIZED POLYESTER FILMS. TAPE WRAP AND EPOXY FILL CASE.
CUSTOM DESIGN AVAILABLE.

VOICE : +82-31-429-6379
FAX : +82-31-429-9127
E-MAIL : info@3RLab.com
UPDATE : 2021-10-14

6000VDC, RATED VOLTAGE

VOLTAGE AT +85°C		CAP ⁽³⁾ μF	DIMENSIONS[mm]			LEAD AWG	CURRENT I-PEAK ⁽²⁾ [A]	ORDERING CODE
VDC [V]	V-PEAK ⁽¹⁾ [V]		D MAX	L	d			
6000	8500	0.001	11	43	0.8	20	0.2	VX5-06K-11043-102-K
6000	8500	0.0015	11	43	0.8	20	0.3	VX5-06K-11043-152-K
6000	8500	0.0022	12	43	0.8	20	0.4	VX5-06K-12043-222-K
6000	8500	0.0033	12	43	0.8	20	0.6	VX5-06K-12043-332-K
6000	8500	0.0047	13	43	0.8	20	0.8	VX5-06K-13043-472-K
6000	8500	0.0068	14	43	0.8	20	1.2	VX5-06K-14043-682-K
6000	8500	0.01	16	43	0.8	20	1.7	VX5-06K-16043-103-K
6000	8500	0.015	17	43	0.8	20	2.6	VX5-06K-17043-153-K
6000	8500	0.022	20	43	0.8	20	3.8	VX5-06K-20043-223-K
6000	8500	0.033	19	68	0.8	20	3.4	VX5-06K-19068-333-K
6000	8500	0.047	21	68	0.8	20	4.8	VX5-06K-21068-473-K
6000	8500	0.068	23	68	0.8	20	6.9	VX5-06K-23068-683-K
6000	8500	0.1	28	68	0.8	20	10.2	VX5-06K-28068-104-K
6000	8500	0.15	33	68	0.8	20	15.3	VX5-06K-33068-154-K
6000	8500	0.22	38	68	0.8	20	22.4	VX5-06K-38068-224-K

**CAPACITANCE AND THREADS TERMINAL AVAILABLE AS CUSTOM.

(1) NON-REPETITIVE PEAK VOLTAGE LESS THAN 00μS TYP.

(2) NON-REPETITIVE PEAK CURRENT LESS THAN 00μS TYP.

(3) MEASURED AT 1kHz ±20Hz AT 25°C



VX5 HIGH VOLTAGE DC CAPACITORS



METALLIZED POLYESTER FILMS. TAPE WRAP AND EPOXY FILL CASE.
CUSTOM DESIGN AVAILABLE.

VOICE : +82-31-429-6379
FAX : +82-31-429-9127
E-MAIL : info@3RLab.com
UPDATE : 2021-10-14

8000VDC, RATED VOLTAGE

VOLTAGE AT +85°C		CAP ⁽³⁾ μF	DIMENSIONS[mm]			LEAD AWG	CURRENT I-PEAK ⁽²⁾ [A]	ORDERING CODE
VDC [V]	V-PEAK ⁽¹⁾ [V]		D MAX	L	d			
8000	12000	0.001	10	52	0.8	20	0.2	VX5-08K-10052-102-K
8000	12000	0.0015	10	52	0.8	20	0.3	VX5-08K-10052-152-K
8000	12000	0.0022	10	52	0.8	20	0.5	VX5-08K-10052-222-K
8000	12000	0.0033	11	52	0.8	20	0.7	VX5-08K-11052-332-K
8000	12000	0.0047	12	52	0.8	20	1.1	VX5-08K-12052-472-K
8000	12000	0.0068	14	52	0.8	20	1.5	VX5-08K-14052-682-K
8000	12000	0.01	18	52	0.8	20	2.3	VX5-08K-18052-103-K
8000	12000	0.015	21	52	0.8	20	3.4	VX5-08K-21052-153-K
8000	12000	0.022	25	52	0.8	20	5.0	VX5-08K-25052-223-K
8000	12000	0.033	28	52	0.8	20	7.5	VX5-08K-28052-333-K
8000	12000	0.047	22	81	0.8	20	6.2	VX5-08K-22081-473-K
8000	12000	0.068	26	81	0.8	20	9.0	VX5-08K-26081-683-K
8000	12000	0.1	32	81	0.8	20	13.2	VX5-08K-32081-104-K
8000	12000	0.15	36	81	0.8	20	19.8	VX5-08K-36081-154-K
8000	12000	0.22	43	81	0.8	20	29.0	VX5-08K-43081-224-K

**CAPACITANCE AND THREADS TERMINAL AVAILABLE AS CUSTOM.

(1) NON-REPETITIVE PEAK VOLTAGE LESS THAN 00μS TYP.

(2) NON-REPETITIVE PEAK CURRENT LESS THAN 00μS TYP.

(3) MEASURED AT 1kHz ±20Hz AT 25°C



VX5 HIGH VOLTAGE DC CAPACITORS



METALLIZED POLYESTER FILMS. TAPE WRAP AND EPOXY FILL CASE.
CUSTOM DESIGN AVAILABLE.

VOICE : +82-31-429-6379
FAX : +82-31-429-9127
E-MAIL : info@3RLab.com
UPDATE : 2021-10-14

10000VDC, RATED VOLTAGE

VOLTAGE AT +85°C		CAP ⁽³⁾	DIMENSIONS[mm]			LEAD	CURRENT	ORDERING CODE
VDC [V]	V-PEAK ⁽¹⁾ [V]	μF	D MAX	L	d	AWG	I-PEAK ⁽²⁾ [A]	
10000	14000	0.001	12	61	0.8	20	0.3	VX5-10K-12061-102-K
10000	14000	0.0015	12	61	0.8	20	0.5	VX5-10K-12061-152-K
10000	14000	0.0022	13	61	0.8	20	0.7	VX5-10K-13061-222-K
10000	14000	0.0033	14	61	0.8	20	1.0	VX5-10K-14061-332-K
10000	14000	0.0047	15	61	0.8	20	1.5	VX5-10K-15061-472-K
10000	14000	0.0068	17	61	0.8	20	2.1	VX5-10K-17061-682-K
10000	14000	0.01	19	61	0.8	20	3.2	VX5-10K-19061-103-K
10000	14000	0.015	22	61	0.8	20	4.7	VX5-10K-22061-153-K
10000	14000	0.022	26	61	0.8	20	7.0	VX5-10K-26061-223-K
10000	14000	0.033	22	100	0.8	20	5.6	VX5-10K-22100-333-K
10000	14000	0.047	27	100	0.8	20	8.0	VX5-10K-27100-473-K
10000	14000	0.068	33	100	0.8	20	11.6	VX5-10K-33100-683-K
10000	14000	0.1	38	100	0.8	20	17.0	VX5-10K-38100-104-K

**CAPACITANCE AND THREADS TERMINAL AVAILABLE AS CUSTOM.

- (1) NON-REPETITIVE PEAK VOLTAGE LESS THAN 00μS TYP.
(2) NON-REPETITIVE PEAK CURRENT LESS THAN 00μS TYP.
(3) MEASURED AT 1kHz ±20Hz AT 25°C



VX5 HIGH VOLTAGE DC CAPACITORS



METALLIZED POLYESTER FILMS. TAPE WRAP AND EPOXY FILL CASE.
CUSTOM DESIGN AVAILABLE.

VOICE : +82-31-429-6379
FAX : +82-31-429-9127
E-MAIL : info@3RLab.com
UPDATE : 2021-10-14

16000VDC, RATED VOLTAGE

VOLTAGE AT +85°C		CAP ⁽³⁾	DIMENSIONS[mm]			LEAD	CURRENT	ORDERING CODE
VDC [V]	V-PEAK ⁽¹⁾ [V]	μF	D MAX	L	d	AWG	I-PEAK ⁽²⁾ [A]	
16000	22000	0.001	14	81	0.8	20	0.5	VX5-16K-14081-102-K
16000	22000	0.0015	16	81	0.8	20	0.7	VX5-16K-16081-152-K
16000	22000	0.0022	17	81	0.8	20	1.0	VX5-16K-17081-222-K
16000	22000	0.0033	19	81	0.8	20	1.5	VX5-16K-19081-332-K
16000	22000	0.0047	20	81	0.8	20	2.2	VX5-16K-20081-472-K
16000	22000	0.0068	25	81	0.8	20	3.2	VX5-16K-25081-682-K
16000	22000	0.01	28	81	0.8	20	4.6	VX5-16K-28081-103-K
16000	22000	0.015	33	81	0.8	20	7.0	VX5-16K-33081-153-K
16000	22000	0.022	39	81	0.8	20	10.2	VX5-16K-39081-223-K
16000	22000	0.033	45	81	0.8	20	15.3	VX5-16K-45081-333-K

**CAPACITANCE AND THREADS TERMINAL AVAILABLE AS CUSTOM.

- (1) NON-REPETITIVE PEAK VOLTAGE LESS THAN 00μS TYP.
(2) NON-REPETITIVE PEAK CURRENT LESS THAN 00μS TYP.
(3) MEASURED AT 1kHz ±20Hz AT 25°C



METALLIZED POLYESTER FILMS. TAPE WRAP AND EPOXY FILL CASE.
CUSTOM DESIGN AVAILABLE.

VOICE : +82-31-429-6379
FAX : +82-31-429-9127
E-MAIL : info@3RLab.com
UPDATE : 2021-10-14

20000VDC, RATED VOLTAGE

VOLTAGE AT +85°C		CAP ⁽³⁾ μF	DIMENSIONS[mm]			LEAD AWG	CURRENT I-PEAK ⁽²⁾ [A]	ORDERING CODE
VDC [V]	V-PEAK ⁽¹⁾ [V]		D MAX	L	d			
20000	28000	0.001	13	105	1	18	0.6	VX5-20K-13105-102-K
20000	28000	0.0015	15	105	1	18	0.9	VX5-20K-15105-152-K
20000	28000	0.0022	17	105	1	18	1.3	VX5-20K-17105-222-K
20000	28000	0.0033	20	105	1	18	2.0	VX5-20K-20105-332-K
20000	28000	0.0047	23	105	1	18	2.8	VX5-20K-23105-472-K
20000	28000	0.0068	26	105	1	18	4.1	VX5-20K-26105-682-K
20000	28000	0.01	31	105	1	18	6.0	VX5-20K-31105-103-K
20000	28000	0.015	37	105	1	18	9.0	VX5-20K-37105-153-K
20000	28000	0.022	45	105	1	18	13.0	VX5-20K-45105-223-K

30000VDC, RATED VOLTAGE

30000	42000	0.001	18	145	1	18	0.7	VX5-30K-18145-102-K
30000	42000	0.0015	22	145	1	18	1.1	VX5-30K-22145-152-K
30000	42000	0.0022	24	145	1	18	1.5	VX5-30K-24145-222-K
30000	42000	0.0033	28	145	1	18	2.3	VX5-30K-28145-332-K
30000	42000	0.0047	31	145	1	18	3.3	VX5-30K-31145-472-K
30000	42000	0.0068	36	145	1	18	4.8	VX5-30K-36145-682-K
30000	42000	0.01	45	145	1	18	7.0	VX5-30K-45145-103-K

**CAPACITANCE AND THREADS TERMINAL AVAILABLE AS CUSTOM.

(1) NON-REPETITIVE PEAK VOLTAGE LESS THAN 00μS TYP.

(2) NON-REPETITIVE PEAK CURRENT LESS THAN 00μS TYP.

(3) MEASURED AT 1kHz ±20Hz AT 25°C

ALL INFORMATION ON THIS FILE IS SUBJECT TO CHANGE WITHOUT PRE-NOTICE.