

*PVD series, Stable Precision Low TC
Stray Free High Voltage Dividers, Probe*

Calibration Grade, DC to 1MHz (75MHz), DC Accuracy 0.1%, 0.5%, 1%, DC-TC 5ppm, 10ppm, 20ppm. 80kVp, R-C compensation, Square Pulse

3RLab produces PVD- series High Voltage Ultra Stable Precision Low TC High Accuracy Dividers & Probe for High Voltage; Square Pulse, DC, AC, Impulses of Precision Measurement Systems.

PVD series are Standard High Voltage Divider and Probe

PVD measures and senses pulsings, artificially modulated repetitive pulsings, various durations, fast rising time, Square Pulsing, DC, AC, wideband from DC to 1MHz. PVD matches the oscilloscope and precision digital multimeter.

Accuracy very special 0.1% DC, DC-TC 2ppm, DC-VC 0.005ppm type.


Regarding Traceability, DC and AC50/60Hz calibration are available at the Korea Research Institute of Standards and Science (KRISS). AC to 1M Ω & <150pF DM, DC to 10G-DM, DC to 10M Ω DM, Square Pulse to 1M Ω & 11pF Scope, AC to 1M Ω & 11pF Scope.

*3RLab,Inc.

The PVD-series are designed for indoor use in the air as standard. Special use is available for custom requests such as in oil, outdoors, and in various atmospheres.

Various HV input terminals are available for convenience. 3RLab direct Mfg of ultra-Low TC ,Stable Cylindrical and Flat type HV non-inductive precision resistors for past 21years. The PVD series uses high-performance resistors, which have longer life stability than any other competitors.



3RLab, Inc. has also furnished many kinds of High Voltage Impulsing test systems, DC and modulating systems, AC systems, HV Switching type Marks Generators, and classical type MGs. It is available to test and get simulations in various directions.



PVD



PVD series, Stable Precision Low TC
Stray Free High Voltage Dividers, Probe

Model	Drawing	Max. Operate Voltage [kV] AC-peak, Pulsing-Peak, DC	Max. Single Impulse [kV] for 1.2/50uS or shorter duration	Ratio Accuracy		
				DC [%]	AC 0Hz/60Hz [%]	¹⁾ Stability[%]
PVD-30		30	40	0.1	1	0.1, 0.2
PVD-60		60	80	0.1	1	0.1, 0.2

Model	Accuracy of Norminal Frequency Range 3% to -3dB	Norminal High Voltage Input Range		
		Std. Resistance [MΩ] Around	Requested Special Resistance [MΩ], or Custom Value Available	Capacitance [pF]
PVD-30	DC ~5MHz	100	200	3 ~ 12
PVD-60	DC ~5MHz	1,000	2,000	3 ~ 12

Model	DC TC [ppm/C]	Length of RG Coaxial Cable [Meters] (others upon request)	Ratio Included 3RLab's Coaxial Cable, to 1MΩ <11pF Scopes	
			Std. Ratio.	Requested Special Ratio. Custom Ratio. Available
PVD-30	5ppm std., 2ppm, 3ppm, 10ppm Special	3m, 5m	1,000/1	1,000/1~10,000/1
PVD-60	5ppm std., 2ppm, 3ppm, 10ppm Special	3m, 5m	2,000/1	1,000/1~10,000/1

1.) TEST DC RATIO @10 HRS. FOR 4 MINS, AND @7 DAYS FOR 4 MINS, AFTER LOADING AT OPERATING RATED DC VOLTAGES.
OTHERS MIGHT BE AVAILABLE UPON REQUEST.

PVD

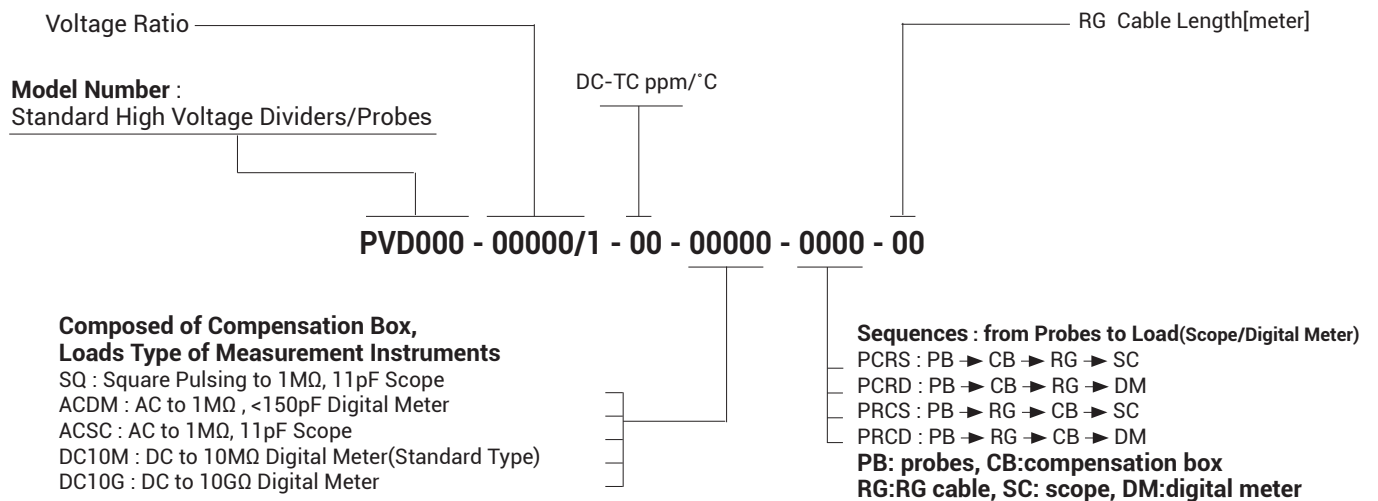


PVD series, Stable Precision Low TC
Stray Free High Voltage Dividers, Probe

Model	Dimensions [mm]	Dimension in bottom plate [mm]	Dimension in detail	Insulation Type
PVD-30	313	90dia	See Dwgs.	SI
PVD-60	463	130dia	See Dwgs.	SI



ORDERING INFORMATION



ALL SPECIFICATIONS MAY CHANGE WITHOUT NOTICE

ALL INFORMATION ON THE FILE MAY CHANGE WITHOUT NOTICE